










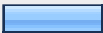
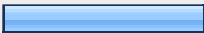

Canada Road - Public Workshop No. 2

1. Are you a Lakeland resident?			
		Response Percent	Response Count
Yes		98.3%	113
No		1.7%	2
		answered question	115
		skipped question	0

2. Do you own a business or undeveloped property near the Project Limits?			
		Response Percent	Response Count
Yes		4.3%	5
No		95.7%	110
		If yes, please provide business name or property location:	4
		answered question	115
		skipped question	0

3. How often do you travel this section of Canada Road in a week?			
		Response Percent	Response Count
Less than 5 times		4.3%	5
5-10 times		13.9%	16
More than 10 times		81.7%	94
		answered question	115
		skipped question	0

4. Based on information presented at the Canada Road Public Workshop No.2, which do you prefer?			
		Response Percent	Response Count
Alternative A		52.2%	60
Alternative C		47.8%	55
		<i>answered question</i>	115
		<i>skipped question</i>	0

5. Based on information presented at the Canada Road Public Workshop No.2, which Bicycle/Pedestrian path do you prefer?			
		Response Percent	Response Count
Meandering (not serpentine)		14.8%	17
Straight		30.4%	35
Varying (between meandering and straight)		54.8%	63
		<i>answered question</i>	115
		<i>skipped question</i>	0

6. Please rank the following regarding Typical Sections (1 - Support; 5 - Not Support):							
	1	2	3	4	5	Rating Average	Response Count
Typical Section (Residential 108' ROW)	40.9% (47)	5.2% (6)	27.8% (32)	3.5% (4)	22.6% (26)	2.62	115
Typical Section (Residential 96' ROW)*	33.0% (38)	12.2% (14)	25.2% (29)	4.3% (5)	25.2% (29)	2.77	115
Typical Section (Commercial 116' ROW)	13.0% (15)	3.5% (4)	31.3% (36)	4.3% (5)	47.8% (55)	3.70	115
<i>answered question</i>							115
<i>skipped question</i>							0